



How can you get involved in food and fibre production? Check out **Career Harvest!**

[Careers In Agriculture | Ag Careers | Australia - Career Harvest](#)


<https://www.careerharvest.com.au/>

1. From the home screen, **select one of the career path starting points**

2. **Don't know where to start?** Take the *Surprise Me! Or Spin the wheel* options on the home screen and see where it leads!

3. Once you have made a career path selection, **scroll through the jobs** it lists. Click on one that takes your eye and find out more about it. Many of them have videos showcasing the role too.

Choose a Career Path



4. For this activity you can stay with careers in the path you selected, or check out other areas on Career Harvest (hint: the **Careers** tab has some great links). Look for and **record a career option** that:

- does require university qualifications
- doesn't require university qualifications
- recommends having good communication skills
- does require a vocational qualification (VET)
- would be great for a school leaver with no qualifications
- would need strong maths skills
- would need you to own a farm
- is perfect for creative types
- combines STEM skills and ag
- focuses on food science



ACCOUNTING MANAGER



AGRIBUSINESS CONSULTANT



AGRICULTURAL JOURNALIST










AGRICULTURAL SALES REPRESENTATIVE

5. **Pick one career** to dive into more deeply.

Choose an activity to complete about the career:



-  create a chart to summarise key information about the career
-  prepare a 2 minute pitch to convince your family that you should follow this career path
-  create a timeline with dates and key steps required between now and when you would start in this job
-  draw an image of yourself in this career
-  write a diary entry from your future self about a typical day at work
-  create a resume that would guarantee you would get an interview for this job
-  Make a model of the equipment you might need for this career

6. **Scholarships!** Apparently, every year, thousands of dollars in scholarships are not used up because people don't know they are available. Don't be this person! Check out the Scholarships tab on Career Harvest.

[Scholarships | Agriculture Careers \(careerharvest.com.au\)](https://www.careerharvest.com.au/scholarships)

<https://www.careerharvest.com.au/scholarships>



7. **Gap Year ideas!** Not sure what you want to do when you leave school and thinking about a gap year? Why not try the AgCareerStart gap year program – check out the tab on Career Harvest.

[AgCAREERSTART | Agriculture Careers \(careerharvest.com.au\)](https://www.careerharvest.com.au/agcareerstart)

<https://www.careerharvest.com.au/agcareerstart>



Disclaimer: This curriculum resource is designed to support schools in delivering quality food and fibre content to students. It has been developed by Lead Ag Teacher Sue Pratt, AgCommunicators – a registered teacher with more than 30 years' experience in teaching agriculture and science. Prior to using this resource, teachers should conduct a risk assessment in line with their site's curriculum and safety guidelines and check all links are appropriate to the school's online policies. The risk assessment may include provision of specialised Personal Protective Equipment and review of the school's policies and procedures on chemical use.